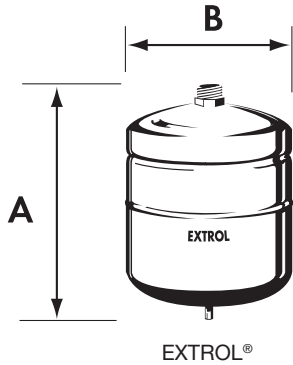


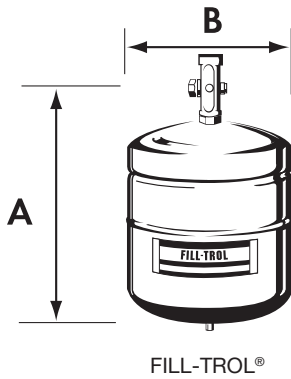
EXTROL® Expansion Tanks

In-Line Models



Specifications and Dimensions

Model No.	Tank Volume		Acceptance Volume		A Height		B Diameter		System Conn. ¹	Ship Wt.	
	Liters	Gallons	Liters	Gallons	mm	inches	mm	inches		inches	kg
15	8	2.0	3.4	0.9	321	12 ⁵ / ₈	203	8	1/2	2.3	5
30	17	4.4	9.5	2.5	381	15	279	11	1/2	4.0	9
60	33	7.6	9.5	2.5	584	23	279	11	1/2	7.0	14
90	53	14.0	42.0	11.3	533	21	390	15 ³ / ₈	1/2	10.0	23



Specifications and Dimensions

Model No.	Tank Volume		Acceptance Volume		A Height		B Diameter		System Conn. ¹	Ship Wt.	
	Liters	Gallons	Liters	Gallons	mm	inches	mm	inches		inches	kg
109	8	2.0	3.4	0.9	375	14 ³ / ₄	203	8	1/2	2.7	6
110	17	4.4	9.5	2.5	441	17 ³ / ₈	279	11	1/2	4.5	10
111	33	7.6	9.5	2.5	625	24 ⁵ / ₈	279	11	1/2	6.8	15
112	53	14.0	42.0	11.3	584	23	390	15 ³ / ₈	1/2	10.8	24

Maximum Operating Conditions

Operating Temperature	240°F (115°C)
Working Pressure	100 PSIG (7 bar)

All dimensions and weights are approximate.

Job Name _____

Contractor _____

Location _____

Contractor P.O. No. _____

Sales Representative _____

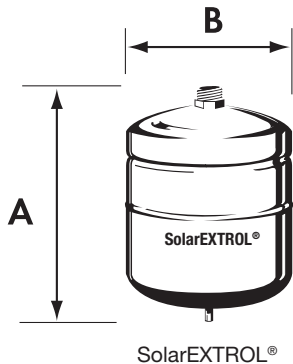
Model No. Ordered _____

Engineer _____

EXTROL® Specialty Expansion Tanks

In-Line Models

Specifications and Dimensions



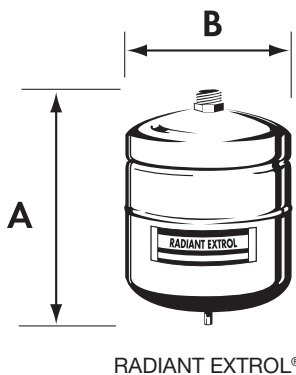
Model No.	Tank Volume		Acceptance Volume		A Height		B Diameter		System Conn. ¹	Ship Wt.	
	Liters	Gallons	Liters	Gallons	mm	inches	mm	inches		inches	kg
S-15	8	2.0	3.4	0.9	321	12 ⁵ / ₈	203	8	1/2	2.3	5
S-30	17	4.4	9.5	2.5	381	15	279	11	1/2	4.0	9
S-60	33	7.6	9.5	2.5	584	23	279	11	1/2	7.0	14

Maximum Operating Conditions

Maximum Intermitant Temperature	250°F (121°C)
Maximum Continuous Temperature	225°F (107°C)
Working Pressure	150 PSIG (10 bar)

All dimensions and weights are approximate.

Specifications and Dimensions



Model No.	Tank Volume		Acceptance Volume		A Height		B Diameter		System Conn. ¹	Ship Wt.	
	Liters	Gallons	Liters	Gallons	mm	inches	mm	inches		inches	kg
RX-15	8	2.0	3.4	0.9	321	12 ⁵ / ₈	203	8	3/4	2.3	5
RX-30	17	4.4	12.1	3.2	381	15	279	11	3/4	4.0	9
RX-60	53	10.3	39.0	10.3	489	19 ¹ / ₄	390	15 ³ / ₈	3/4	10.0	23

Maximum Operating Conditions

Operating Temperature	200°F (93°C)
Working Pressure	100 PSIG (7 bar)

All dimensions and weights are approximate.

Job Name _____

Contractor _____

Location _____

Contractor P.O. No. _____

Sales Representative _____

Model No. Ordered _____

Engineer _____